



It's Time to Make Gate Safety a PrioritySM

SPECIALTY OVERHEAD OPERATOR

HCTDCU



Unrivaled Performance, Safety and Accessibility

Built to deliver unsurpassed safety and performance, our 2016 UL Listed Gate Operators and Monitored Safety Entrapment Devices provide peace of mind for every gate application.

NOW INCLUDED:

**Monitored Commercial
Protector System
(CPSUN4G)**



For more information:
www.devancocanada.com
or call toll free at 855-931-3334

LiftMaster[®]
ELITE SERIES[®]

HCTDCU: Setting the New Standard with Best-in-Class Features

Smooth Start/Stop and Mid-Travel Reversal extends operator and hardware life in high-cycle and heavy-gate applications.

Engineered for over 1 Million Cycles, Our P3 Motor® is designed to perform in the most demanding environments.

Heavy-Duty Commercial Gear-Driven Transmission employs lubricated gears for unsurpassed reliability.

Keyed Manual Disconnect is secure, yet allows the gate or door to be operated manually.



Designed with Noise Isolators for exceptionally smooth and quiet performance.


Selectable Speed Control opens up to 11" per second, 25% faster than industry average, to keep traffic flowing.

Low Profile Design at only 8 inches high it is designed for installation in even the tightest applications.

Fire Department Compliance allows gate or door to auto open or push-to-open upon loss of AC power or battery depletion.

Quick Close/Anti-Tailgate quickly secures property, preventing unauthorized access.

Dynamic Braking System adds substantial gate position control at all points in travel. Prevents the gate or door from being back-driven.



Yellow Zinc Dichromate Rail Finish offers maximum rust protection.

IDEAL FOR

Parking garages and commercial applications that will benefit from ultra-quiet performance.

WARRANTY

Five years commercial.

Exclusively LiftMaster®: What Sets Us Apart



Secures and safeguards your property by providing up to **112* cycles or up to 24 days*** of standby power when the power is down.



Keep traffic flowing with Security+ 2.0® Technology that utilizes a tri-band signal that virtually eliminates interference and offers extended range each time the remote control is used.



Securely control and monitor your Gate Operator from anywhere and get activity notifications through the MyQ® app.



Quiet, long-lasting performance reduces stress on moving parts.

* Basic setup with remote controls programmed. Does not include added accessory power draw. LiftMaster low power draw accessories recommended to extend cycles and standby time on battery backup.

New 2016 UL 325 Gate Guidelines

LiftMaster is committed to helping the industry design, install and service safe gate applications that are tested and certified to meet the most stringent industry safety standards.

What You Need to Know:

- Two monitored safety entrapment protection devices must be installed at each entrapment point, including:
 - The inherent reversing system built in to each LiftMaster Gate Operator
 - LiftMaster Monitored Photo Eyes and/or Edge Sensors**
- Gate operators will now monitor for fault conditions of external entrapment protection devices.
- New regulations go into effect January 2016.



Safety Accessories



Monitored Retro-Reflective Photo Eye (LMRRU)

- Sensing distance up to 50 ft., NEMA 4X.
- Hoods come standard.



Monitored Commercial Protector System (CPSUN4G)

- Wireless network mode eliminates the need to wire between operators in dual-gate applications.
- Sensing distance up to 45 ft., NEMA 4X housing.
- Through-beam design provides reliable performance.




Monitored Wireless Edge Kit (LMWEKITU)

- Low-energy Bluetooth® transmission provides industry-leading battery life (2 years).
- Accepts up to 4 transceivers, 2 resistive edges per transceiver.
- Sensing distance up to 130 ft., NEMA 4X.
- Compatible with LiftMaster Monitored Edges.

****Only LiftMaster Monitored Photo Eyes or Edge Sensors may be used with this operator to meet the 2016 UL 325 Standard.**

Monitored Safety Inputs

Come standard with the HCTDCU.



- Includes 6 Monitored Safety Inputs to cover all entrapment zones.

Add to Your System



Internet Protocol Access Control (IPAC)

Easy-to-use guest and resident access management solution. With 24/7 remote access, users have the power to instantly monitor and manage the property from anywhere.



Telephone Entry/Access Control System (EL2000SS)

A multi-tenant system with 5 inch LCD screen and 2,000 code capacity. Updated with Versa XS 4.0 software for simpler, menu-driven programming and unlimited FREE data back up via the cloud.



Single Entry Access Control Keypad and Proximity Reader (KPR2000)

A secure and vandal-resistant controller. This keypad and proximity card reader is simple to install and looks great.



Passport MAX and Passport Lite Remote Controls (PPK3PHM)

LiftMaster Remote Controls with unique credentialed ID can be used with an access control system. They are available in three models: visor, keychain and keychain with proximity sensor.



Devanco Canada LED Stop & Go Traffic Light (YSG12-24LED)

Provides a bright visual indication that the door is completely open. Reduces the chance of accidents and injuries. Ideal for fire stations, parking garages and loading docks. 10-32V AC/DC or 120VAC input voltage. Black housing also available. LiftMaster® TLS1 Card recommended.

SPECIALTY OVERHEAD OPERATOR

HCTDCU

FEATURES

LED DIAGNOSTIC DISPLAY Simplifies installation and troubleshooting.



POSILOCK® Automatically powers the operator and returns a gate or door to the closed position when gate is pushed off of closed limit.

ANTI-TAILGATE Prevents unauthorized access. Gate will pause when closing as vehicle pulls onto interrupt loop or breaks photo beam. Once vehicle backs up, gate will continue to close.

QUICK CLOSE Closes the gate immediately after a vehicle pulls off the interrupt loop.

PROGRAMMABLE AUXILIARY RELAYS

Easily add additional features, such as warning lights/alarms.

PRE-MOTION WARNING ALARM Activates on-board alarm three seconds prior to gate motion.

EXTERNAL ALARM RESET BUTTON Allows for quick reset of the gate operator when the alarm has been activated.

SURGE SUPPRESSION Provides industrial surge and lightning protection against strikes up to 50 feet away.

MAXIMUM RUN TIMER Protects against damage to the gate and operator by limiting the unit's runtime to 120 seconds.

HOMELINK® COMPATIBLE Version 4 and higher.

SECURITY+ 2.0® ON-BOARD RADIO RECEIVER

Up to 50 remote controls (unlimited with 811LM/813LM).

SPECIFICATIONS

POWER

120V/230V Single Phase.

ACCESSORY POWER

24VDC 500mA max. for on +SW (switched).

MONITORED SAFETY INPUTS

3 Main Board, 3 Expansion Board.

TEMPERATURE SPECIFICATIONS

-4°F (-20°C) to 140°F (60°C).

*** Internet Gateway Accessory functionality is dependent on communication with a MyQ®-Enabled Gate Operator. MyQ Technology communication can be limited by distance and type of exterior building materials. A general range estimate is 300 ft.

CONSTRUCTION

P3 MOTOR®

24VDC continuous-duty motor.

OPERATOR DUTY RATING

High-cycle, high-temperature continuous duty.

CHASSIS

Constructed with 1/4 in. gold zinc-plated steel for rust prevention.

WORM GEAR REDUCTION

Oil bath gearbox with 28:1 Gear Reducer.

TROLLEY ASSEMBLY

Heavy-duty 12-gauge steel track with 6 UHMW rollers.

PRODUCT WEIGHT

Powerhead = 86 lbs.

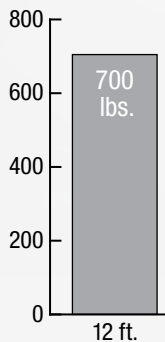
8 ft. = 150 lbs.

10 ft. = 154 lbs.

12 ft. = 158 lbs.

RECOMMENDED CAPACITIES

Rated for overhead doors or gates with up to 12 ft. rail or weighing up to 700 lbs.



BATTERY BACKUP OPERATION

BATTERY	CYCLES	STANDBY TIME
(2) 7Ah	112	24 Days

UL USAGE CLASSIFICATION

II, III, and IV.

SELECTABLE GATE TRAVEL SPEED

Provides a high speed open option to help flow in high-traffic areas. Select the open speed using the BIPART DELAY switch.

BIPART DELAY OFF (default) = 8 in./sec open speed.

BIPART DELAY ON (fast) = 11 in./sec open speed.

CGI IS AN ISO9001 REGISTERED COMPANY



CGI reserves the right to make design or specification changes without notice.

ADDITIONAL ACCESSORIES



Sectional Door Edge Kit (OES-SD16) Optical edge system for monitored entrapment protection.

*not compatible with LMWEKITU



Monitored Resistive Large Profile Edge 82 ft. (L50) Customize your own edge to protect entrapment zones.



Plug-in Loop Detector


(LOOPDETLM) Ensures vehicles are easily identified to exit property or interrupt gate travel if a vehicle is in its path.



Internet Gateway

(828LM)*** Connects your MyQ-Enabled Gate or Door Operator to the Internet with this device and the free MyQ app.

HCTDCU Powerhead



RAILS:	
HCT08	121.5"
HCT10	145.5"
HCT12	169.5"

For more information:
www.devancocanada.com
 or call toll free at 855-931-3334

LiftMaster®
ELITE SERIES®