

KEYSTONE HEDDOLF T-931-MH
TYPE: FIR311DEK31K • FCC ID: SU7311DEK31K

This device complies with Part 15 of the FCC Rules.
Operation is subject to the following two conditions:
(1) This device may not cause harmful interference, and
(2) this device must accept interference received, including interference that may cause undesired operation.

NOTICE

Any changes or modifications to this equipment not expressly approved by KEYSTONE HEDDOLF could void the manufacturer's warranty and could void the user's authority to operate the equipment.

WARRANTY

The warranty period of the Firefly³™ transmitters is twenty-four (24) months. This warranty shall begin on the date the transmitter is manufactured. During the warranty period, the product will be repaired or replaced if the product does not operate correctly due to a defective component. This warranty does not extend to (a) the transmitter case, which can be damaged by conditions outside the control of KEYSTONE HEDDOLF, or (b) battery life of the transmitter. This warranty is further limited by the following disclaimer of warranty and liability:

EXCEPT AS SET FORTH ABOVE, KEYSTONE HEDDOLF MAKES NO WARRANTIES REGARDING THE GOODS, EXPRESS OR IMPLIED, INCLUDING WARRANTY OF MERCHANTABILITY OR WARRANTY OF FITNESS FOR A PARTICULAR PURPOSE. BUYER MAKES NO RELIANCE ON ANY REPRESENTATION OF KEYSTONE HEDDOLF EXPRESS OR IMPLIED, WITH REGARD TO THE GOODS AND ACCEPTS THEM "AS-IS/WHERE-IS". KEYSTONE HEDDOLF SELLS THE GOODS TO BUYER ON CONDITION THAT KEYSTONE HEDDOLF WILL HAVE NO LIABILITY OF ANY KIND AS A RESULT OF THE SALE. BUYER AGREES THAT KEYSTONE HEDDOLF SHALL HAVE NO LIABILITY FOR DAMAGES OF ANY KIND, WHETHER DIRECT, INCIDENTAL OR CONSEQUENTIAL DAMAGES, INCLUDING INJURIES TO PERSONS OR PROPERTY, TO BUYER, ITS EMPLOYEES OR AGENTS, AS A RESULT OF THE SALE. BUYER ALSO AGREES TO HOLD KEYSTONE HEDDOLF HARMLESS FROM ANY CLAIMS BUYER, OR ANY THIRD PARTY, MAY HAVE AS A RESULT OF BUYER'S USE OR DISPOSAL OF THE GOODS. BUYER HAS READ THIS DISCLAIMER AND AGREES WITH ITS TERMS IN CONSIDERATION OF RECEIVING THE GOODS.

**For more information,
please visit www.devancocanada.com**

Manual - 311 1 Button

**KEYSTONE HEDDOLF
T-931-MH**

Firefly
TRANSMITTER



Please read these programming instructions carefully before using the product. *Made in Taiwan.*

CONTENTS

1 - TRANSMITTER OVERVIEW

- 1A - General information
- 2A - Technical specifications
- 1C - Main components

3 - PROGRAMMING

4 - OPERATION

5 - BATTERY ACCESS

6 - TROUBLESHOOTING

1A - General information

The KEYSTONE HEDDOLF - Firefly™ Transmitter is a very small (1-1/2" x 2-1/8" x 3/8") key chain style wireless transmitter operating at 311 MHz. The Firefly™ achieves its small size by using state-of-the-art, surface mount components. It has been designed for use with dip switch receivers operating at 311 frequency.

2 - CODING

Set the nine-digit toggle code switch to match the code set in the receiver. Access to the Firefly™s toggle code switch is achieved by removal of the back cover and battery (if necessary). Move switches using a small pointed object, such as a paper clip, gently switching the small switches to either the +, -, or neutral position. (In Detail below, switches 1 and 3 are in the + position, switches 2, 4, 7 and 9 are in the - position, and switches 5, 6 and 8 are in the neutral position.) When complete, reinstall battery and replace back cover inserting bottom clip into front groove, then replace and tighten screw.

3- OPERATION

Once the codes are set to match the receiver codes, you may test the system. Ensure the gate or door is visible and clear before testing.

Step 1. Push the Firefly™s button from a distance of about ten feet. If the receiver activates, the switches are properly matched.

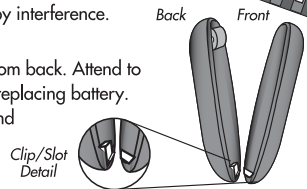
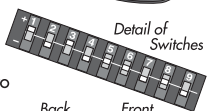
Step 2. Test the transmitter from several locations to discover any "blind spots" caused by interference.

4 - BATTERY ACCESS

Remove set screw and open case from back. Attend to proper polarity when installing or replacing battery. See "coding" for proper removal and replacement of back cover.

5 - TROUBLESHOOTING

PROBLEM	SOLUTION
The system does not receive the transmitter signal. The transmitter LED will not light.	Ensure clear plastic battery insulator has been removed; OR Replace the transmitter battery.
The system does not receive the transmitter signal. The transmitter LED is ON.	Check to ensure the transmitter switches are coded to match your system receiver.
The operating range is reduced.	Replace the transmitter battery.

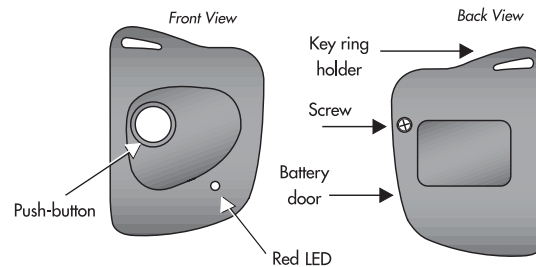


The A23 battery has a shelf life of about 1 year. The product fully complies with Part 15 of the FCC Regulations.

1B - Technical Specifications

Operating frequency :	311 MHz
Number of buttons :	1
Battery :	1 ea. 12V A23
Operating temperature :	-20°F - 85°F
Overall dimensions :	1-1/2 x 2-1/8 x 3/8 inch
Weight:	1 oz.

1C - Main components



Black Case with Black Button

HOW TO ORDER REPAIR PARTS

DEVANCO CANADA

19192 HAY ROAD, UNIT Q
SUMMERSTOWN, ON K0C 2E0

TOLL FREE: 855-931-3334
www.devancocanada.com

**WHEN ORDERING REPAIR PARTS
PLEASE SUPPLY THE FOLLOWING INFORMATION:**

- ✓ PART NUMBER
- ✓ DESCRIPTION
- ✓ MODEL NUMBER