

APPLICATION

This service kit is available for Model APT.

FUNCTIONS

Provides up to 5ft.-lb. of braking torque at 1725 RPM motor shaft.

INSTALLATION

NOTE: Refer To Brake Assembly Diagram On Next Page For Additional Help.

1. Disconnect power to operator.
2. Remove the existing motor pulleys and belt from the operator.
3. Install a coupling nut to the bolts on the face of the motor (Figure 1).
4. Remove the brake pressure plate, brake release lever and pulley assembly from the brake mounting plate and set them aside.
5. Slide the brake mounting plate over the motor shaft, align the holes in the mounting bracket with the coupling nuts and secure in place with (4) #10-32 x 1/2" self tapping screws (Figure 1).
6. Slide the pulley assemblies onto the shaft. Using a ruler or a straight edge align the large and small pulley. Secure the new pulley assembly in place with the key and set screw provided.
7. Reinstall the brake release lever and brake pressure plate to the brake mounting plate.
8. Reinstall the belt.

WIRE CONNECTIONS

1. Remove conduit connector on motor and replace with the double connector. Remove screws from capacitor cover. This will enable you to screw the connector on the motor freely. Replace cover when completed. Use the original single connector from motor on the brake.
2. Using conduit and anti-short bushing provided, wire the brake solenoid as shown (Figure 2). Secure conduit connectors.
3. Install solenoid cover and secure with #10 screws provided.
4. Reconnect power to operator.

WARNING

To prevent possible SERIOUS INJURY or DEATH, disconnect electric power to operator BEFORE installing.
ALL electrical connections MUST be made by a qualified individual.

PACKING LIST

DESCRIPTION	QTY
Instructions	1
Conduit 3/8"	1
Hardware Bag	1'
Brake Kit APT, 115V 1PH	1

For more information, please visit www.devancocanada.com or call toll free at 855-931-3334

FIGURE 1

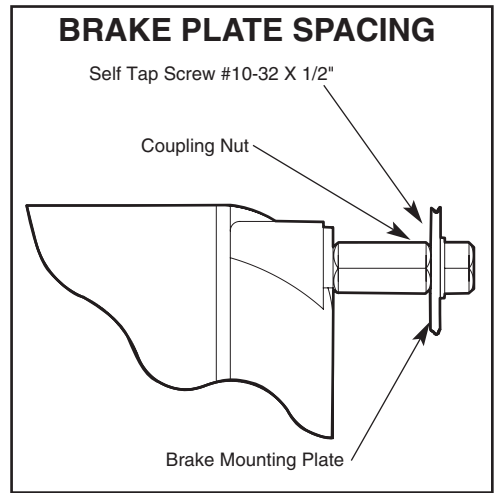
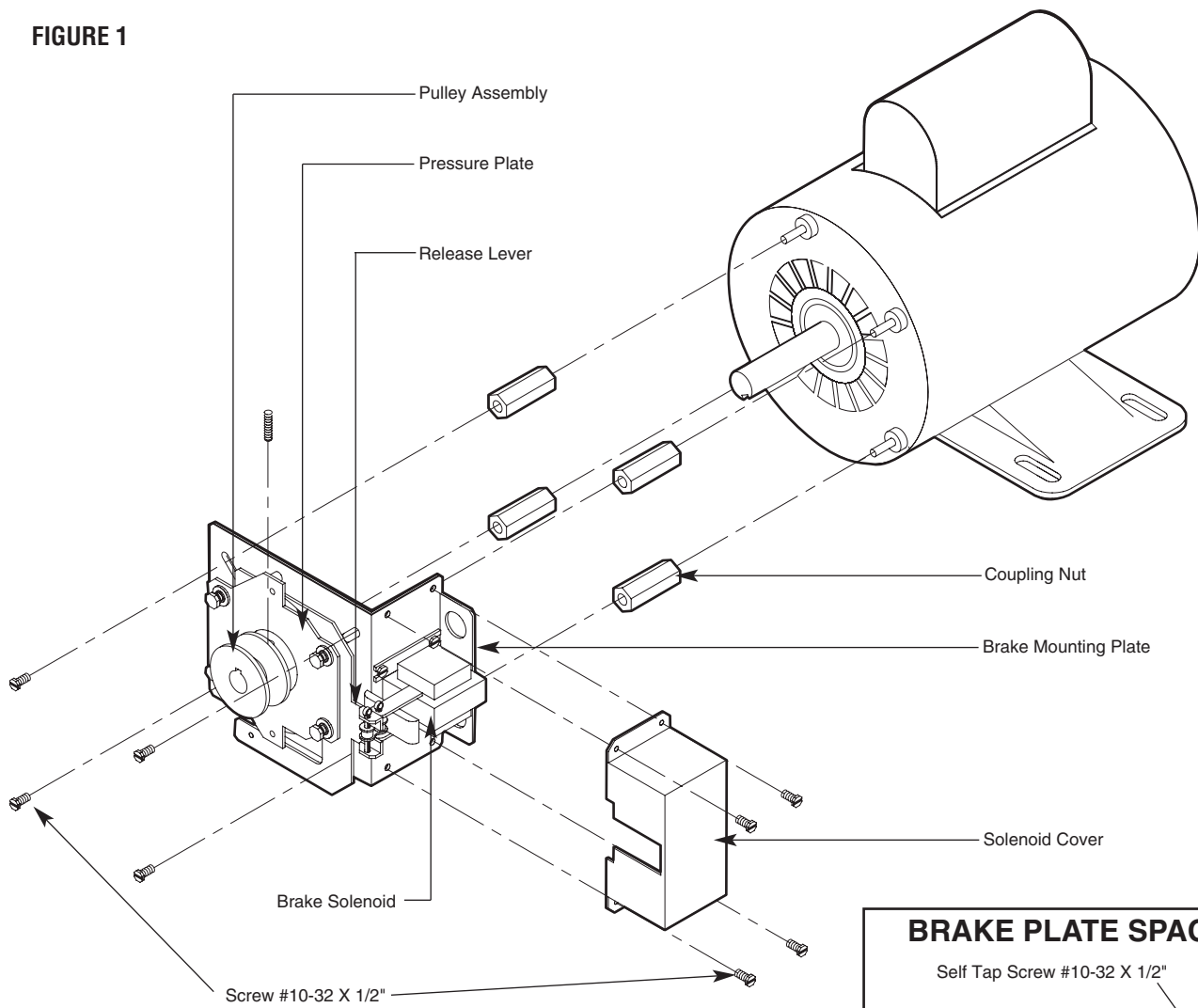
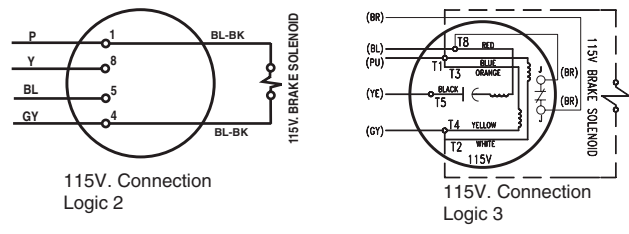


FIGURE 2

MOTOR CONNECTION DIAGRAM



***HOW TO ORDER
REPAIR PARTS***

DEVANCO CANADA

19192 HAY ROAD, UNIT Q
SUMMERSTOWN, ON K0C 2E0

TOLL FREE: 855-931-3334

www.devancocanada.com

**WHEN ORDERING REPAIR PARTS
PLEASE SUPPLY THE
FOLLOWING INFORMATION:**

- ✓ PART NUMBER
- ✓ DESCRIPTION
- ✓ MODEL NUMBER